



**stalgast**  
ekspert gastronomiczny

## DEKLARACJA ZGODNOŚCI

**STALGAST RADOM sp. z o.o.**  
Staniewicka 5  
03-310 Warszawa

**Produkt:**

Taborety, kuchnie wolnostojące i nastawne-model wg załącznika nr 1: Wykaz-typoszereg kuchni  
Kuchnie gazowe z piekarnikiem-model wg załącznika: typoszereg kuchni z piekarnikiem  
Kuchnie typu Caterina- model wg załącznika: Caterina gazowa- typoszereg

Spełnia wymagania opisane w:

**Dyrektywach :**

2009/142/WE  
2002/96/WE  
2011/65/EU

- urządzenia spalające paliwa gazowe
- postępowanie ze zużytym sprzętem
- RoHS w sprawie ograniczenia stosowania niektórych niebezpiecznych substancji w sprzęcie elektrycznym i elektronicznym

**Normach:**

**PN-EN 203-1+A1:2010**

- Gastronomiczne urządzenia kuchenne na paliwo gazowe
- Część1:Ogólne zasady bezpieczeństwa

**PN-EN 203-2-1:2010**

- Gastronomiczne urządzenia kuchenne na paliwo gazowe
- Część 2-1:Wymagania szczególne .Palniki odkryte i palniki do woków

**PN-EN 203-2-2**

- Gastronomiczne urządzenia kuchenne na paliwo gazowe
- Część 2-2:2010 Wymagania szczególne .Piekarniki

Oraz

Raport z badań Nr. 3178 A1 11  
Raport z badań Nr 3844 A1 15  
Raport z badań Nr 3844 A2 15

Certyfikat WE Nr1450CM0003 wydany przez Instytut Nafty i Gazu Kraków  
Certyfikat WE Nr1450CQ0005 wydany przez Instytut Nafty i Gazu Kraków  
Certyfikat WE Nr1450CQ0006 wydany przez Instytut Nafty i Gazu Kraków

Rozporządzeniu Nr 1935/2004 Parlamentu Europejskiego i Rady w sprawie materiałów i wyrobów przeznaczonych do kontaktu z żywnością oraz uchylającym Dyrektywy 80/590 i 89/109/EWG

Dwie ostatnie cyfry roku , w którym naniesiono oznaczenie **CE:11,CE:15**

Deklarację wystawiono: Radom 22.10.2015

Wystawiający:

STANOWISKO Pełnomocnik d/s Jakości

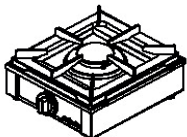
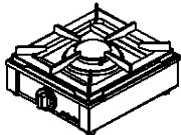
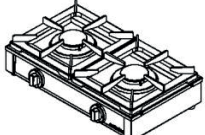
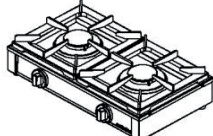
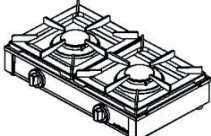
PODPIS Łukasz Stokowski



Wpis do rejestru: XIII Wydział Gospodarczy Krajowego Rejestru Sądowego, KRS 0000384800, NIP 524-273-42-28, Kapitał zakładowy PLN 12.006.000,-


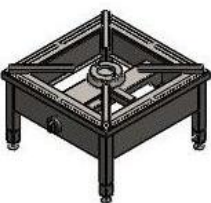
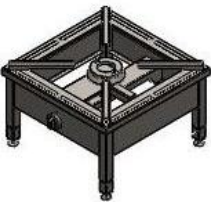
Kuchenka gazowa -Caterina gazowa - CG

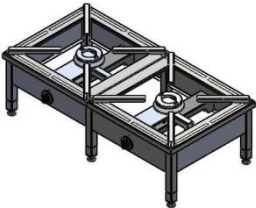
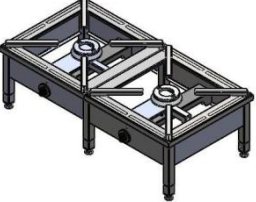
Typoszereg


ikona kuchenki	model	moc grzewcza w kW	ilość palników	rodzaj gazu	numer katalogowy	Wymiary [szer. x gł. x wys]
	CG-1.02,7.0.01	2,7	1x2,7kW	G20		356x325x125
				G27		
				G30		
				G31		
	CG-1.03,3.0.01	3,3	1x3,3kW	G20		356x325x125
				G27		
				G30		
				G31		
	CG-2.05,4.0.01	5,4	2x2,7kW	G20		630x325x125
				G27		
				G30		
				G31		
	CG-2.06,0.0.01	6,0	1x3,3kW +1x2,7kW	G20		630x325x125
				G27		
				G30		
				G31		
	CG-2.06,6.0.01	6,6	2x3,3kW	G20		630x325x125
				G27		
				G30		
				G31		




### Załącznik nr 1




#### Wykaz – typoszereg kuchni

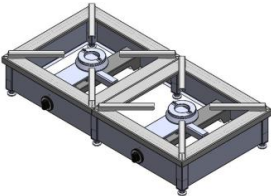
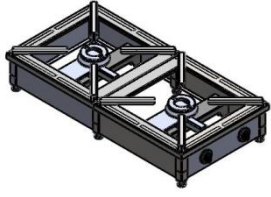
Rysunek poglądowy	Model	Moc grzewcza [kW]	Ilość palników	gaz	Nr katalogowy	Wymiary [szer. x gł. x wys]
	TG-1.03,5.1.00	3,5	1 x 3,5	G20		400 x 400 x 365 Zaznaczone cyfry to wyróżnik wymiarów gabarytu
				G27		
				G30		
				G31		
	TG-1.05,0.1.00	5,0	1 x 5,0	G20		
				G27		
				G30		
				G31		
	TG-1.07,0.1.00	7,0	1 x 7,0	G20		
				G27		
				G30		
				G31		
	TG-1.05,0.2.00	5,0	1 x 5,0	G20		580 x 580 x 365 Zaznaczone cyfry to wyróżnik wymiarów gabarytu
				G27		
				G30		
				G31		
	TG-1.07,0.2.00	7,0	1 x 7,0	G20		
				G27		
				G30		
				G31		
	TG-1.09,0.2.00	9,0	1 x 9,0	G20		
				G27		
				G30		
				G31		
 + misa podpalnikowa	TG-1.05,0.2.01	5,0	1 x 5,0	G20		580 x 580 x 365 Zaznaczone cyfry to wyróżnik wymiarów gabarytu i wyposażenia w misę podpalnikową
				G27		
				G30		
				G31		
	TG-1.07,0.2.01	7,0	1 x 7,0	G20		
				G27		
				G30		
				G31		
	TG-1.09,0.2.01	9,0	1 x 9,0	G20		
				G27		
				G30		
				G31		

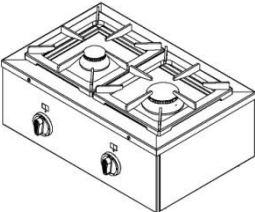
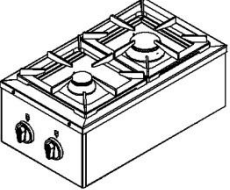
	TG-2.12,0.1.00	12,0	1 x 5,0 + 1 x 7,0	G20		1160 x 580 x 365 Zaznaczone cyfry to wyróżnik wymiarów gabarytu
				G27		
				G30		
				G31		
	TG-2.14,0.1.00	14,0	2 x 7,0	G20		
				G27		
				G30		
				G31		
	TG-2.16,0.1.00	16,0	1 x 7,0 + 1 x 9,0	G20		
				G27		
				G30		
				G31		
TG-2.18,0.1.00	18,0	2 x 9,0	G20			
			G27			
			G30			
			G31			
 + misa podpalnikowa	TG-2.12,0.1.01	12,0	1 x 5,0 + 1 x 7,0	G20		1160 x 580 x 365 Zaznaczone cyfry to wyróżnik wymiarów gabarytu i wyposażenia w misę podpalnikową
				G27		
				G30		
				G31		
	TG-2.14,0.1.01	14,0	2 x 7,0	G20		
				G27		
				G30		
				G31		
	TG-2.16,0.1.01	16,0	1 x 7,0 + 1 x 9,0	G20		
				G27		
				G30		
				G31		
	TG-2.18,0.1.01	18,0	2 x 9,0	G20		
				G27		
				G30		
				G31		

 + misa podpalnikowa	TG-3.19,0.1.00	19,0	1 x 5,0 + 2 x 7,0	G20		1740 x 580 x 365 Zaznaczone cyfry to wyróżnik wymiarów gabarytu i wyposażenia w misę podpalnikową
				G27		
				G30		
				G31		
	TG-3.21,0.1.00	21,0	1 x 5,0 + 1 x 7,0 + 1 x 9,0	G20		
				G27		
				G30		
				G31		
	TG-3.23,0.1.00	23,0	2 x 7,0 + 1 x 9,0	G20		
				G27		
				G30		
				G31		
	TG-3.27,0.1.00	27,0	3 x 9,0	G20		
				G27		
				G30		
				G31		

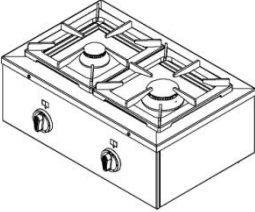
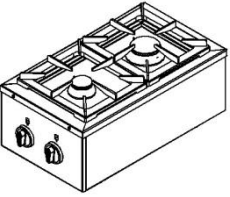
 <p>bez półki</p>	KG-1.05,0.1.00	5,0	1 x 5,0	G20		580 x 580 x 850 Zaznaczone cyfry to wyróżnik wymiarów gabarytu i wykonania bez półki
				G27		
				G30		
	KG-1.07,0.1.00	7,0	1 x 7,0	G31		
				G20		
				G27		
	KG-1.09,0.1.00	9,0	1 x 9,0	G30		
				G31		
				G20		
 <p>+ misa podpalnikowa</p>	KG-1.05,0.1.01	5,0	1 x 5,0	G27		580 x 580 x 850 Zaznaczone cyfry to wyróżnik wymiarów gabarytu i wyposażenia w misę podpalnikową
				G30		
				G31		
	KG-1.07,0.1.01	7,0	1 x 7,0	G20		
				G27		
				G30		
	KG-1.09,0.1.01	9,0	1 x 9,0	G31		
				G20		
				G27		
 <p>+ misa podpalnikowa + szafka</p>	KG-1.05,0.1.02	5,0	1 x 5,0	G30		580 x 580 x 850 Zaznaczone cyfry to wyróżnik wymiarów gabarytu i wyposażenia w misę podpalnikową oraz szafkę
				G31		
				G20		
	KG-1.07,0.1.02	7,0	1 x 7,0	G27		
				G30		
				G31		
	KG-1.09,0.1.02	9,0	1 x 9,0	G20		
				G27		
				G30		
				G31		


 bez półki + misa podpalnikowa	KG-2.12,0.1.00	12,0	1 x 5,0 + 1 x 7,0	G20	1160 x 580 x 850
				G27	
				G30	
				G31	
	KG-2.14,0.1.00	14,0	2 x 7,0	G20	
				G27	
				G30	
				G31	
	KG-2.16,0.1.00	16,0	1 x 7,0 + 1 x 9,0	G20	
				G27	
				G30	
				G31	
KG-2.18,0.1.00	18,0	2 x 9,0	G20		
			G27		
			G30		
			G31		
 + misa podpalnikowa	KG-2.12,0.1.01	12,0	1 x 5,0 + 1 x 7,0	G20	1160 x 580 x 850
				G27	
				G30	
				G31	
	KG-2.14,0.1.01	14,0	2 x 7,0	G20	
				G27	
				G30	
				G31	
	KG-2.16,0.1.01	16,0	1 x 7,0 + 1 x 9,0	G20	
				G27	
				G30	
				G31	
KG-2.18,0.1.01	18,0	2 x 9,0	G20		
			G27		
			G30		
			G31		
 +misa podpalnikowa + szafka	KG-2.12,0.1.02	12,0	1 x 5,0 + 1 x 7,0	G20	1160 x 580 x 850
				G27	
				G30	
				G31	
	KG-2.14,0.1.02	14,0	2 x 7,0	G20	
				G27	
				G30	
				G31	
	KG-2.16,0.1.02	16,0	1 x 7,0 + 1 x 9,0	G20	
				G27	
				G30	
				G31	
KG-2.18,0.1.02	18,0	2 x 9,0	G20		
			G27		
			G30		
			G31		

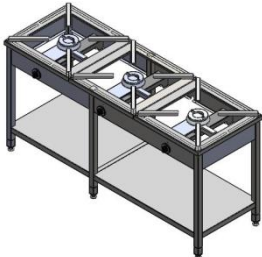
 <p>+ misa podpalnikowa + sterowanie na dłuższym boku</p>	KG-2.12,0.2.00	12,0	1 x 5,0 + 1 x 7,0	G20		1160 x 580 x 200	
				G27			
				G30			
				G31			
	KG-2.14,0.2.00	14,0	2 x 7,0	G20			
				G27			
				G30			
				G31			
	KG-2.16,0.2.00	16,0	1 x 7,0 + 1 x 9,0	G20			
				G27			
				G30			
				G31			
KG-2.18,0.2.00	18,0	2 x 9,0	G20				
			G27				
			G30				
			G31				
 <p>+ misa podpalnikowa + sterowanie na krótszym boku</p>	KG-2.12,0.2.01	12,0	1 x 5,0 + 1 x 7,0	G20		1160 x 580 x 200	
				G27			
				G30			
				G31			
	KG-2.14,0.2.01	14,0	2 x 7,0	G20			
				G27			
				G30			
				G31			
	KG-2.16,0.2.01	16,0	1 x 7,0 + 1 x 9,0	G20			
				G27			
				G30			
				G31			
KG-2.18,0.2.01	18,0	2 x 9,0	G20				
			G27				
			G30				
			G31				

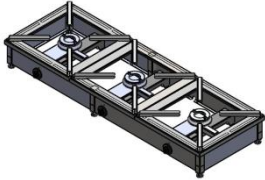
 <p>z kominkiem lub bez</p>	KG-2.07,0.2.03	7,0	2 x 3,5	G20	700x450(500)x250
				G27	
				G30	
				G31	
	KG-2.08,5.2.03	8,5	3,5+ 5,0	G20	
				G27	
				G30	
				G31	
	KG-2.10,0.2.03	10,0	2 x 5,0	G20	
				G27	
				G30	
				G31	
	KG-2.10,5.2.03	10,5	3,5+ 7,0	G20	
				G27	
				G30	
G31					
KG-2.12,5.2.03	12,0	5,0+7,0	G20		
			G27		
			G30		
			G31		
 <p>z kominkiem lub bez</p>	KG-2.07,0.2.04	7,0	2 x 3,5	G27	400x700x250
				G30	
				G31	
				G31	
	KG-2.08,5.2.04	8,5	3,5+ 5,0	G20	
				G27	
				G30	
				G31	
	KG-2.10,0.2.04	10,0	2 x 5,0	G20	
				G27	
				G30	
				G31	
	KG-2.10,5.2.04	10,5	3,5+ 7,0	G20	
				G27	
				G30	
G31					
KG-2.12,0.2.04	12,0	5,0+7,0	G20		
			G27		
			G30		
			G31		






 z kominkiem lub bez	KG-2.07,0.2.05	7,0	2 x 3,5	G20	900x450(500)x250
				G27	
				G30	
				G31	
	KG-2.08,5.2.05	8,5	3,5+ 5,0	G20	
				G27	
				G30	
				G31	
	KG-2.10,0.2.05	10,0	2 x 5,0	G20	
				G27	
				G30	
				G31	
	KG-2.10,5.2.05	10,5	3,5+ 7,0	G20	
				G27	
				G30	
				G31	
	KG-2.12,5.2.05	12,0	5,0+7,0	G20	
				G27	
G30					
G31					
KG-2.14,0.2.05	14,0	7,0+7,0	G20		
			G27		
			G30		
			G31		
 z kominkiem lub bez	KG-2.07,0.2.06	7,0	2 x 3,5	G27	400x900x250
				G30	
				G31	
				G31	
	KG-2.08,5.2.06	8,5	3,5+ 5,0	G20	
				G27	
				G30	
				G31	
	KG-2.10,0.2.06	10,0	2 x 5,0	G20	
				G27	
				G30	
				G31	
	KG-2.10,5.2.06	10,5	3,5+ 7,0	G20	
				G27	
				G30	
				G31	
	KG-2.12,5.2.06	12,0	5,0+7,0	G20	
				G27	
G30					
G31					
KG-2.14,0.2.06	14,0	7,0+7,0	G20		
			G27		
			G30		
			G31		


 <p>bez półki</p>	KG-3.19,0.1.00	19,0	1 x 5,0 + 2 x 7,0	G20	1740 x 580 x 850
				G27	
				G30	
				G31	
	KG-3.21,0.1.00	21,0	3 x 7,0	G20	
				G27	
				G30	
				G31	
	KG-3.22,0.1.00	22,0	1 x 5,0 + 1 x 7,0 + 1 x 9,0	G20	
				G27	
				G30	
				G31	
	KG-3.23,0.1.00	23,0	2 x 7,0 + 1 x 9,0	G20	
				G27	
				G30	
				G31	
G-3.27,0.1.00	27,0	3 x 9,0K	G20		
			G27		
			G30		
			G31		


 <p>+ misa podpalnikowa</p>	KG-3.19,0.1.01	19,0	1 x 5,0 + 2 x 7,0	G20	1740 x 580 x 850
				G27	
				G30	
				G31	
	KG-3.21,0.1.01	21,0	3 x 7,0	G20	
				G27	
				G30	
				G31	
	KG-3.22,0.1.01	22,0	1 x 5,0 + 1 x 7,0 + 1 x 9,0	G20	
				G27	
				G30	
				G31	
	KG-3.23,0.1.01	23,0	2 x 7,0 + 1 x 9,0	G20	
				G27	
				G30	
				G31	
KG-3.27,0.1.01	27,0	3 x 9,0	G20		
			G27		
			G30		
			G31		


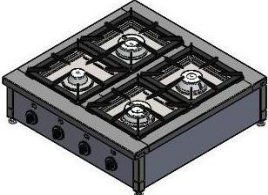
 + misa podpalnikowa	KG-3.19,0.2.00	19,0	1 x 5,0 + 2 x 7,0	G20	1740 x 580 x 200
				G27	
				G30	
				G31	
	KG-3.21,0.2.00	21,0	3 x 7,0	G20	
				G27	
				G30	
				G31	
	KG-3.22,0.2.00	22,0	1 x 5,0 + 1 x 7,0 + 1 x 9,0	G20	
				G27	
				G30	
				G31	
	KG-3.23,0.2.00	23,0	2 x 7,0 + 1 x 9,0	G20	
				G27	
				G30	
				G31	
KG-3.27,0.2.00	27,0	3 x 9,0	G20		
			G27		
			G30		
			G31		




	KG-4.20,5.1.00	20,5	1 x 3,5 + 2 x 5,0 + 1 x 7,0	G20	2320 x 580 x 850
				G27	
				G30	
				G31	
	KG-4.22,5.1.00	22,5	1 x 3,5 + 1 x 5,0 + 2 x 7,0	G20	
				G27	
				G30	
				G31	
	KG-4.24,0.1.00	24,0	2 x 5,0 + 2 x 7,0	G20	
				G27	
				G30	
				G31	
	KG-4.24,5.1.00	24,5	1 x 3,5 + 1 x 5,0 + 1 x 7,0 + 1 x 9,0	G20	
				G27	
				G30	
				G31	


 <p>bez półki</p>	KG-4.20,5.2.00	20,5	1 x 3,5 + 2 x 5,0 + 1 x 7,0	G20		900 x 900 x 850
				G27		
				G30		
				G31		
	KG-4.22,5.2.00	22,5	1 x 3,5+1 x 5,0 + 2 x 7,0	G20		
				G27		
				G30		
				G31		
	KG-4.24,0.2.00	24,0	2 x 5,0 + 2 x 7,0	G20		
				G27		
				G30		
				G31		
	KG-4.24,5.2.00	24,5	1 x 3,5 + 1 x 5,0 + 1 x 7,0 + 1 x 9,0	G20		
				G27		
				G30		
				G31		
KG-4.36,0.2.00	36	4x 9,0	G20			
			G27			
			G30			
			G31			
	KG-4.20,5.2.01	20,5	1 x 3,5 + 2 x 5,0 + 1 x 7,0	G27		900 x 900 x 850
				G30		
				G31	999513	
				G31		
	KG-4.22,5.2.01	22,5	1 x 3,5+1 x 5,0 + 2 x 7,0	G20		
				G27		
				G30		
				G31		
	KG-4.24,0.2.01	24,0	2 x 5,0 + 2 x 7,0	G20		
				G27		
				G30		
				G31		
	KG-4.24,5.2.01	24,5	1 x 3,5 + 1 x 5,0 + 1 x 7,0 + 1 x 9,0	G20		
				G27		
				G30		
				G31		
KG-4.36,0.2.01	36	4x 9,0	G20			
			G27			
			G30			
			G31			

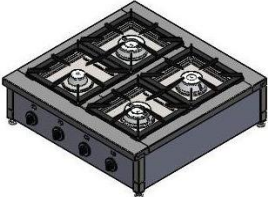
 <p>+ kominek</p>	KG-4.20,5.2.02	20,5	1 x 3,5 + 2 x 5,0 + 1 x 7,0	G27	900 x 900 x 850
				G30	
				G31	
				G31	
	KG-4.22,5.2.02	22,5	1 x 3,5+1 x 5,0 + 2 x 7,0	G20	
				G27	
				G30	
				G31	
	KG-4.24,0.2.02	24,0	2 x 5,0 + 2 x 7,0	G20	
				G27	
				G30	
				G31	
	KG-4.24,5.2.02	24,5	1 x 3,5 + 1 x 5,0 + 1 x 7,0 + 1 x 9,0	G20	
				G27	
				G30	
				G31	
	KG-4.36,0.2.02	36	4x 9,0	G20	
G27					
G30					
G31					

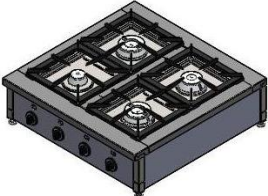
	KG-4.20,5.2.03	20,5	1 x 3,5 + 2 x 5,0 + 1 x 7,0	G20	900 x 900 x 850
				G27	
				G30	
				G31	
	KG-4.22,5.2.03	22,5	1 x 3,5+1 x 5,0 + 2 x 7,0	G20	
				G27	
				G30	
				G31	
	KG-4.24,0.2.03	24,0	2 x 5,0 + 2 x 7,0	G20	
				G27	
				G30	
				G31	
	KG-4.24,5.2.03	24,5	1 x 3,5 + 1 x 5,0 + 1 x 7,0 + 1 x 9,0	G20	
				G27	
				G30	
				G31	

	KG-4.20,5.3.00	20,5	1 x 3,5 + 2 x 5,0 + 1 x 7,0	G20	900 x 900 x 270
				G27	
				G30	
				G31	
	KG-4.22,5.3.00	22,5	1 x 3,5+1 x 5,0 + 2 x 7,0	G20	
				G27	
				G30	
				G31	
	KG-4.24,0.3.00	24,0	2 x 5,0 + 2 x 7,0	G20	
				G27	
				G30	
				G31	
	KG-4.24,5.3.00	24,5	1 x 3,5 + 1 x 5,0 + 1 x 7,0 + 1 x 9,0	G20	
				G27	
				G30	
				G31	
 + kominek	KG-4.20,5.3.01	20,5	1 x 3,5 + 2 x 5,0 + 1 x 7,0	G20	900 x 900 x 270
				G27	
				G30	
				G31	
	KG-4.22,5.3.01	22,5	1 x 3,5+1 x 5,0 + 2 x 7,0	G20	
				G27	
				G30	
				G31	
	KG-4.24,0.3.01	24,0	2 x 5,0 + 2 x 7,0	G20	
				G27	
				G30	
				G31	
	KG-4.24,5.3.01	24,5	1 x 3,5 + 1 x 5,0 + 1 x 7,0 + 1 x 9,0	G20	
				G27	
				G30	
				G31	




 <p>bez pólki</p>	KG-4.20,5.4.00	20,5	1 x 3,5 + 2 x 5,0 + 1 x 7,0	G20	800 x 750 x 850
				G27	
				G30	
				G31	
	KG-4.22,5.4.00	22,5	1 x 3,5+1 x 5,0 + 2 x 7,0	G20	
				G27	
				G30	
				G31	
	KG-4.24,0.4.00	24,0	2 x 5,0 + 2 x 7,0	G20	
				G27	
				G30	
				G31	
KG-4.24,5.4.00	24,5	1 x 3,5 + 1 x 5,0 + 1 x 7,0 + 1 x 9,0	G20		
			G27		
			G30		
			G31		
	KG-4.20,5.4.01	20,5	1 x 3,5 + 2 x 5,0 + 1 x 7,0	G20	800 x 750 x 850
				G27	
				G30	
				G31	
	KG-4.22,5.4.01	22,5	1 x 3,5+1 x 5,0 + 2 x 7,0	G20	
				G27	
				G30	
				G31	
	KG-4.24,0.4.01	24,0	2 x 5,0 + 2 x 7,0	G20	
				G27	
				G30	
				G31	
KG-4.24,5.4.01	24,5	1 x 3,5 + 1 x 5,0 + 1 x 7,0 + 1 x 9,0	G20		
			G27		
			G30		
			G31		
 <p>+kominek</p>	KG-4.20,5.4.02	20,5	1 x 3,5 + 2 x 5,0 + 1 x 7,0	G20	800 x 750 x 850
				G27	
				G30	
				G31	
	KG-4.22,5.4.02	22,5	1 x 3,5+1 x 5,0 + 2 x 7,0	G20	
				G27	
				G30	
				G31	
	KG-4.24,0.4.02	24,0	2 x 5,0 + 2 x 7,0	G20	
				G27	
				G30	
				G31	
KG-4.24,5.4.02	24,5	1 x 3,5 + 1 x 5,0 + 1 x 7,0 + 1 x 9,0	G20		
			G27		
			G30		
			G31		


	KG-4.20,5.4.03	20,5	1 x 3,5 + 2 x 5,0 + 1 x 7,0	G20	800 x 750 x 850
				G27	
				G30	
				G31	
	KG-4.22,5.4.03	22,5	1 x 3,5+1 x 5,0 + 2 x 7,0	G20	
				G27	
				G30	
				G31	
	KG-4.24,0.4.03	24,0	2 x 5,0 + 2 x 7,0	G20	
				G27	
				G30	
				G31	
KG-4.24,5.4.03	24,5	1 x 3,5 + 1 x 5,0 + 1 x 7,0 + 1 x 9,0	G20		
			G30		
			G27		
			G31		



	KG-4.20,5.5.00	20,5	1 x 3,5 + 2 x 5,0 + 1 x 7,0	G20	800 x 750 x 270
				G27	
				G30	
				G31	
	KG-4.22,5.5.00	22,5	1 x 3,5+1 x 5,0 + 2 x 7,0	G20	
				G27	
				G30	
				G31	
	KG-4.24,0.5.00	24,0	2 x 5,0 + 2 x 7,0	G20	
				G27	
				G30	
				G31	
KG-4.24,5.5.00	24,5	1 x 3,5 + 1 x 5,0 + 1 x 7,0 + 1 x 9,0	G20		
			G27		
			G30		
			G31		





 + kominek	KG-4.20,5.5.01	20,5	1 x 3,5 + 2 x 5,0 + 1 x 7,0	G20	800 x 750 x 270
				G27	
				G30	
				G31	
	KG-4.22,5.5.01	22,5	1 x 3,5+1 x 5,0 + 2 x 7,0	G20	
				G27	
				G30	
				G31	
	KG-4.24,0.5.01	24,0	2 x 5,0 + 2 x 7,0	G20	
				G27	
				G30	
				G31	
KG-4.24,5.5.01	24,5	1 x 3,5 + 1 x 5,0 + 1 x 7,0 + 1 x 9,0	G20		
			G27		
			G30		
			G31		












 <p>bez pólki</p>	KG-4.20,5.6.00	20,5	1 x 3,5 + 2 x 5,0 + 1 x 7,0	G20	800 x 700 x 850
				G27	
				G30	
				G31	
	KG-4.22,5.6.00	22,5	1 x 3,5+1 x 5,0 + 2 x 7,0	G20	
				G27	
				G30	
				G31	
	KG-4.24,0.6.00	24,0	2 x 5,0 + 2 x 7,0	G20	
				G27	
				G30	
				G31	
KG-4.24,5.6.00	24,5	1 x 3,5 + 1 x 5,0 + 1 x 7,0 + 1 x 9,0	G20		
			G27		
			G30		
			G31		
	KG-4.20,5.6.01	20,5	1 x 3,5 + 2 x 5,0 + 1 x 7,0	G20	800 x 700 x 850
				G27	
				G30	
				G31	
	KG-4.22,5.6.01	22,5	1 x 3,5+1 x 5,0 + 2 x 7,0	G20	
				G27	
				G30	
				G31	
	KG-4.24,0.6.01	24,0	2 x 5,0 + 2 x 7,0	G20	
				G27	
				G30	
				G31	
KG-4.24,5.6.01	24,5	1 x 3,5 + 1 x 5,0 + 1 x 7,0 + 1 x 9,0	G20		
			G27		
			G30		
			G31		
 <p>+kominek</p>	KG-4.20,5.6.02	20,5	1 x 3,5 + 2 x 5,0 + 1 x 7,0	G20	800 x 700 x 850
				G27	
				G30	
				G31	
	KG-4.22,5.6.02	22,5	1 x 3,5+1 x 5,0 + 2 x 7,0	G20	
				G27	
				G30	
				G31	
	KG-4.24,0.6.02	24,0	2 x 5,0 + 2 x 7,0	G20	
				G27	
				G30	
				G31	
KG-4.24,5.6.02	24,5	1 x 3,5 + 1 x 5,0 + 1 x 7,0 + 1 x 9,0	G20		
			G27		
			G30		
			G31		



	KG-4.20,5.6.03	20,5	1 x 3,5 + 2 x 5,0 + 1 x 7,0	G20	800 x 700 x 850
				G27	
				G30	
				G31	
	KG-4.22,5.6.03	22,5	1 x 3,5+1 x 5,0 + 2 x 7,0	G20	
				G27	
				G30	
				G31	
	KG-4.24,0.6.03	24,0	2 x 5,0 + 2 x 7,0	G20	
				G27	
				G30	
				G31	
KG-4.24,5.6.03	24,5	1 x 3,5 + 1 x 5,0 + 1 x 7,0 + 1 x 9,0	G20		
			G27		
			G30		
			G31		





	KG-4.20,5.7.00	20,5	1 x 3,5 + 2 x 5,0 + 1 x 7,0	G20	800 x 700 x 270	
				G27		
				G30		
				G31		
	KG-4.22,5.7.00	22,5	1 x 3,5+1 x 5,0 + 2 x 7,0	G20		
				G27		
				G30		
				G31		
	KG-4.24,0.7.00	24,0	2 x 5,0 + 2 x 7,0	G20		
				G27		
				G30		
				G31		
KG-4.24,5.7.00	24,5	1 x 3,5 + 1 x 5,0 + 1 x 7,0 + 1 x 9,0	G20			
			G27			
			G30			
			G31			
 + kominek	KG-4.20,5.7.01	20,5	1 x 3,5 + 2 x 5,0 + 1 x 7,0	G20	970611	800 x 700 x 270
				G27		
				G30	970613	
				G31		
	KG-4.22,5.7.01	22,5	1 x 3,5+1 x 5,0 + 2 x 7,0	G20	970621	
				G27		
				G30	970623	
				G31		
	KG-4.24,0.7.01	24,0	2 x 5,0 + 2 x 7,0	G20	970631	
				G27		
				G30	970623	
				G31		
KG-4.24,5.7.01	24,5	1 x 3,5 + 1 x 5,0 + 1 x 7,0 + 1 x 9,0	G20			
			G27			
			G30			
			G31			



 <p>bez pólki</p>	KG-6.32,5.1.00	32,5	1 x 3,5 + 3 x 5,0 + 2 x 7,0	G20	1300 x 900 x 850
				G27	
				G30	
				G31	
	KG-6.36,5.1.00	36,5	1 x 3,5 + 2 x 5,0 + 2 x 7,0 + 1 x 9,0	G20	
				G27	
				G30	
				G31	
	KG-6.32,5.1.01	32,5	1 x 3,5 + 3 x 5,0 + 2 x 7,0	G20	1300 x 900 x 850
				G27	
				G30	
				G31	
	KG-6.36,5.1.01	36,5	1 x 3,5 + 2 x 5,0 + 2 x 7,0 + 1 x 9,0	G20	
				G27	
				G30	
				G31	
 <p>+ kominek</p>	KG-6.32,5.1.02	32,5	1 x 3,5 + 3 x 5,0 + 2 x 7,0	G20	1300 x 900 x 850
				G27	
				G30	
				G31	
	KG-6.36,5.1.02	36,5	1 x 3,5 + 2 x 5,0 + 2 x 7,0 + 1 x 9,0	G20	
				G27	
				G30	
				G31	
	KG-6.32,5.1.03	32,5	1 x 3,5 + 3 x 5,0 + 2 x 7,0	G20	1300 x 900 x 850
				G27	
				G30	
				G31	
	KG-6.36,5.1.03	36,5	1 x 3,5 + 2 x 5,0 + 2 x 7,0 + 1 x 9,0	G20	
				G27	
				G30	
				G31	




	KG-6.32,5.2.00	32,5	1 x 3,5 + 3 x 5,0 + 2 x 7,0	G20	1300 x 900 x 270
				G27	
				G30	
				G31	
	KG-6.36,5.2.00	36,5	1 x 3,5 + 2 x 5,0 + 2 x 7,0 + 1 x 9,0	G20	
				G27	
				G30	
				G31	
 <p>+ kominek</p>	KG-6.32,5.2.01	32,5	1 x 3,5 + 3 x 5,0 + 2 x 7,0	G20	1300 x 900 x 270
				G27	
				G30	
				G31	
	KG-6.36,5.2.01	36,5	1 x 3,5 + 2 x 5,0 + 2 x 7,0 + 1 x 9,0	G20	
				G27	
				G30	
				G31	


 bez pólki	KG-6.32,5.3.00	32,5	1 x 3,5 + 3 x 5,0 + 2 x 7,0	G20	1200 x750 x 850
				G27	
				G30	
				G31	
 bez pólki	KG-6.36,5.3.00	36,5	1 x 3,5 + 2 x 5,0 + 2 x 7,0 + 1 x 9,0	G20	1200 x750 x 850
				G27	
				G30	
				G31	
 + kominek	KG-6.32,5.3.01	32,5	1 x 3,5 + 3 x 5,0 + 2 x 7,0	G20	1200 x750 x 850
				G27	
				G30	
				G31	
 + kominek	KG-6.36,5.3.01	36,5	1 x 3,5 + 2 x 5,0 + 2 x 7,0 + 1 x 9,0	G20	1200 x750 x 850
				G27	
				G30	
				G31	
 + kominek	KG-6.32,5.3.02	32,5	1 x 3,5 + 3 x 5,0 + 2 x 7,0	G20	1200 x750 x 850
				G27	
				G30	
				G31	
 + kominek	KG-6.36,5.3.02	36,5	1 x 3,5 + 2 x 5,0 + 2 x 7,0 + 1 x 9,0	G20	1200 x750 x 850
				G27	
				G30	
				G31	
 + kominek	KG-6.32,5.3.03	32,5	1 x 3,5 + 3 x 5,0 + 2 x 7,0	G20	1200 x750 x 850
				G27	
				G30	
				G31	
 + kominek	KG-6.36,5.3.03	36,5	1 x 3,5 + 2 x 5,0 + 2 x 7,0 + 1 x 9,0	G20	1200 x750 x 850
				G27	
				G30	
				G31	




	KG-6.32,5.4.00	32,5	1 x 3,5 + 3 x 5,0 + 2 x 7,0	G20		1200 x750 x 270
				G27		
				G30		
				G31		
	KG-6.36,5.4.00	36,5	1 x 3,5 + 2 x 5,0 + 2 x 7,0 + 1 x 9,0	G20		
				G27		
				G30		
				G31		
 + kominek	KG-6.32,5.4.01	32,5	1 x 3,5 + 3 x 5,0 + 2 x 7,0	G00		1200 x750 x 270
				G27		
				G30		
				G31		
	KG-6.36,5.4.01	36,5	1 x 3,5 + 2 x 5,0 + 2 x 7,0 + 1 x 9,0	G20		
				G27		
				G30		
				G31		


 bez półki	KG-6.32,5.5.00	32,5	1 x 3,5 + 3 x 5,0 + 2 x 7,0	G20		1200 x700 x 850
				G27		
				G30		
				G31		
	KG-6.36,5.5.00	36,5	1 x 3,5 + 2 x 5,0 + 2 x 7,0 + 1 x 9,0	G20		
				G27		
				G30		
				G31		
	KG-6.32,5.5.01	32,5	1 x 3,5 + 3 x 5,0 + 2 x 7,0	G20		1200 x700 x 850
				G27		
				G30		
				G31		
	KG-6.36,5.5.01	36,5	1 x 3,5 + 2 x 5,0 + 2 x 7,0 + 1 x 9,0	G20		
				G27		
				G30		
				G31		
 + kominek	KG-6.32,5.5.02	32,5	1 x 3,5 + 3 x 5,0 + 2 x 7,0	G20		1200 x700 x 850
				G27		
				G30		
				G31		
	KG-6.36,5.5.02	36,5	1 x 3,5 + 2 x 5,0 + 2 x 7,0 + 1 x 9,0	G20		
				G27		
				G30		
				G31		
	KG-6.32,5.5.03	32,5	1 x 3,5 + 3 x 5,0 + 2 x 7,0	G20		1200 x700 x 850
				G27		
				G30		
				G31		
	KG-6.36,5.5.03	36,5	1 x 3,5 + 2 x 5,0 + 2 x 7,0 + 1 x 9,0	G20		
				G27		
				G30		
				G31		




	KG-6.32,5.6.00	32,5	1 x 3,5 + 3 x 5,0 + 2 x 7,0	G20		1200 x 700 x 270	
				G27			
				G30			
				G31			
	KG-6.36,5.6.00	36,5	1 x 3,5 + 2 x 5,0 + 2 x 7,0 + 1 x 9,0	G20			
				G27			
				G30			
				G31			
 + kominek	KG-6.32,5.6.01	32,5	1 x 3,5 + 3 x 5,0 + 2 x 7,0	G20	970711	1200 x 700 x 270	
				G27			
				G30	970713		
				G31			
		KG-6.36,5.6.01	36,5	1 x 3,5 + 2 x 5,0 + 2 x 7,0 + 1 x 9,0	G20		970721
					G27		
					G30		970723
					G31		

 bez półki	KG-8.39,5.1.00	39,5	3 x 3,5 + 3 x 5,0 + 2 x 7,0	G20		1700x900x850	
				G27			
				G30			
				G31			
		KG-8.41,5.1.00	41,5	3 x 3,5 + 3 x 5,0 + 1 x 7,0 + 1 x 9,0	G20		
					G27		
					G30		
					G31		
		KG-8.45,0.1.00	45,0	2 x 3,5 + 3 x 5,0 + 2 x 7,0 + 1 x 9,0	G20		
				G27			
				G30			
				G31			
	KG-8.39,5.1.01	39,5	3 x 3,5 + 3 x 5,0 + 2 x 7,0	G20		1700x900x850	
				G27			
				G30			
				G31			
		KG-8.41,5.1.01	41,5	3 x 3,5 + 3 x 5,0 + 1 x 7,0 + 1 x 9,0	G20		
					G27		
					G30		
					G31		
		KG-8.45,0.1.01	45,0	2 x 3,5 + 3 x 5,0 + 2 x 7,0 + 1 x 9,0	G20		
				G27			
				G30			
				G31			
 + kominek	KG-8.39,5.1.02	39,5	3 x 3,5 + 3 x 5,0 + 2 x 7,0	G20		1700x900x850	
				G27			
				G30			
				G31			
		KG-8.41,5.1.02	41,5	3 x 3,5 + 3 x 5,0 + 1 x 7,0 + 1 x 9,0	G20		
					G27		
					G30		
					G31		
		KG-8.45,0.1.02	45,0	2 x 3,5 + 3 x 5,0 + 2 x 7,0 + 1 x 9,0	G20		
				G27			
				G30			


	KG-8.39,5.1.03	39,5	3 x 3,5 + 3 x 5,0 + 2 x 7,0	G31	1700x900x850
				G20	
				G27	
				G30	
	KG-8.41,5.1.03	41,5	3 x 3,5 + 3 x 5,0 + 1 x 7,0 + 1 x 9,0	G31	
				G20	
				G27	
				G30	
	KG-8.45,0.1.03	45,0	2 x 3,5 + 3 x 5,0 + 2 x 7,0 + 1 x 9,0	G31	
				G20	
				G27	
				G30	

 bez pólki	KG-8.39,5.2.00	39,5	3 x 3,5 + 3 x 5,0 + 2 x 7,0	G20	1550x750x850
				G27	
				G30	
				G31	
	KG-8.41,5.2.00	41,5	3 x 3,5 + 3 x 5,0 + 1 x 7,0 + 1 x 9,0	G20	
				G27	
				G30	
				G31	
	KG-8.45,0.2.00	45,0	2 x 3,5 + 3 x 5,0 + 2 x 7,0 + 1 x 9,0	G20	
				G27	
				G30	
				G31	
	KG-8.39,5.2.01	39,5	3 x 3,5 + 3 x 5,0 + 2 x 7,0	G20	1550x750x850
				G27	
				G30	
				G31	
	KG-8.41,5.2.01	41,5	3 x 3,5 + 3 x 5,0 + 1 x 7,0 + 1 x 9,0	G20	
				G27	
				G30	
				G31	
	KG-8.45,0.2.01	45,0	2 x 3,5 + 3 x 5,0 + 2 x 7,0 + 1 x 9,0	G20	
				G27	
				G30	
				G31	
 + kominek	KG-8.39,5.2.02	39,5	3 x 3,5 + 3 x 5,0 + 2 x 7,0	G20	1550x750x850
				G27	
				G30	
				G31	
	KG-8.41,5.2.02	41,5	3 x 3,5 + 3 x 5,0 + 1 x 7,0 + 1 x 9,0	G20	
				G27	
				G30	
				G31	
	KG-8.45,0.2.02	45,0	2 x 3,5 + 3 x 5,0 + 2 x 7,0 + 1 x 9,0	G20	
				G27	
				G30	
				G31	

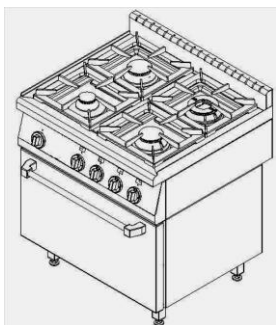
	KG-8.39,5.2.03	39,5	3 x 3,5 + 3 x 5,0 + 2 x 7,0	G20	1550x750x850
				G27	
				G30	
				G31	
	KG-8.41,5.2.03	41,5	3 x 3,5 + 3 x 5,0 + 1 x 7,0 + 1 x 9,0	G20	
				G27	
				G30	
				G31	
	KG-8.45,0.2.03	45,0	2 x 3,5 + 3 x 5,0 + 2 x 7,0 + 1 x 9,0	G20	
G27					
G30					
G31					

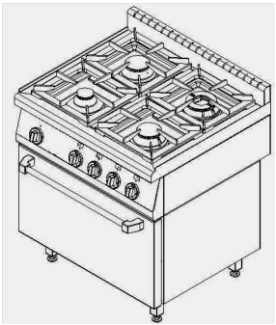
 bez półki	KG-8.39,5.3.00	39,5	3 x 3,5 + 3 x 5,0 + 2 x 7,0	G20	1550x700x850
				G27	
				G30	
				G31	
	KG-8.41,5.3.00	41,5	3 x 3,5 + 3 x 5,0 + 1 x 7,0 + 1 x 9,0	G20	
				G27	
				G30	
				G31	
	KG-8.45,0.3.00	45,0	2 x 3,5 + 3 x 5,0 + 2 x 7,0 + 1 x 9,0	G20	
G27					
G30					
G31					
	KG-8.39,5.3.01	39,5	3 x 3,5 + 3 x 5,0 + 2 x 7,0	G20	1550x700x850
				G27	
				G30	
				G31	
	KG-8.41,5.3.01	41,5	3 x 3,5 + 3 x 5,0 + 1 x 7,0 + 1 x 9,0	G20	
				G27	
				G30	
				G31	
	KG-8.45,0.3.01	45,0	2 x 3,5 + 3 x 5,0 + 2 x 7,0 + 1 x 9,0	G20	
G27					
G30					
G31					
 + kominek	KG-8.39,5.3.02	39,5	3 x 3,5 + 3 x 5,0 + 2 x 7,0	G20	1550x700x850
				G27	
				G30	
				G31	
	KG-8.41,5.3.02	41,5	3 x 3,5 + 3 x 5,0 + 1 x 7,0 + 1 x 9,0	G20	
				G27	
				G30	
				G31	
	KG-8.45,0.3.02	45,0	2 x 3,5 + 3 x 5,0 + 2 x 7,0 + 1 x 9,0	G20	
G27					
G30					
G31					

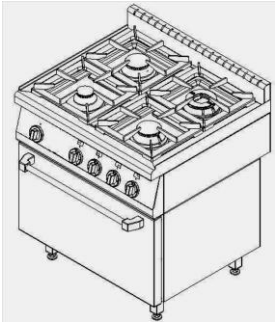


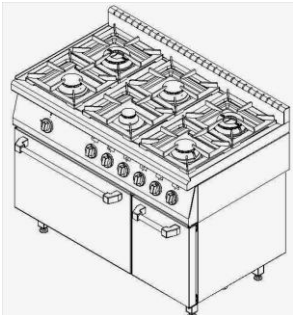
	KG-8.39,5.3.03	39,5	3 x 3,5 + 3 x 5,0 + 2 x 7,0	G20		1550x700x850	
				G27			
				G30			
				G31			
	KG-8.41,5.3.03	41,5	3 x 3,5 + 3 x 5,0 + 1 x 7,0 + 1 x 9,0	G20			
				G27			
				G30			
				G31			
	KG-8.45,0.3.03	45,0	2 x 3,5 + 3 x 5,0 + 2 x 7,0 + 1 x 9,0	G20			
				G27			
				G30			
				G31			

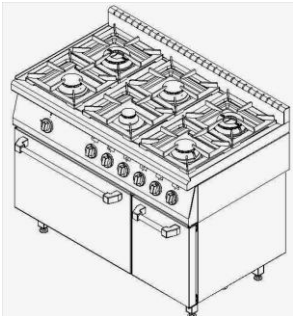
### Typoszereg kuchni z piekarnikiem gazowym

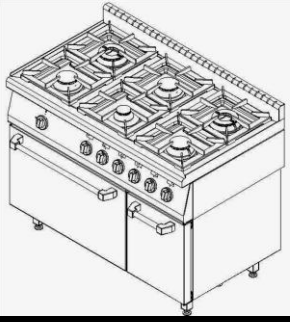
Rysunek poglądowy	Model	Moc grzewcza [kW]	Ilość x moc (kW) palników	gaz	Nr katalogowy	Wymiary [szer. x gł. x wys]
	KPGG-4.25,5.3.01	25,5	1 x 3,5 + 2 x 5,0 + 1 x 7,0 Piekarnik 5,0	G20		900 x 900 x 850  Piekarnik 530x650 (GN2/1)
				G27		
				G30		
				G31		
	KPGG - 4.27,5.3.01	27,5	1 x 3,5 + 1 x 5,0 + 2 x 7,0 Piekarnik 5,0	G20		
				G27		
				G30		
				G31		
	KPGG - 4.29,0.3.01	29,0	2 x 5,0 + 2 x 7,0 Piekarnik 5,0	G20		
				G27		
				G30		
				G31		
KPGG - 4.29,5.3.01	29,5	1 x 3,5 + 1 x 5,0 + 1 x 7,0 + 1 x 9,0 Piekarnik 5,0	G20			
			G27			
			G30			
			G31			

	KPGG - 4.25,5.5.01	25,5	1 x 3,5 + 2 x 5,0 + 1 x 7,0 Piekarnik 5,0	G20		800 x 750 x 850 Piekarnik 530x650 (GN2/1)
				G27		
				G30		
				G31		
	KPGG - 4.27,5.5.01	27,5	1 x 3,5 + 1 x 5,0 + 2 x 7,0 Piekarnik 5,0	G20		
				G27		
				G30		
				G31		
	KPGG - 4.29,0.5.01	29,0	2 x 5,0 + 2 x 7,0 Piekarnik 5,0	G20		
				G27		
				G30		
				G31		
KPGG - 4.29,5.5.01	29,5	1 x 3,5 + 1 x 5,0 + 1 x 7,0 + 1 x 9,0 Piekarnik 5,0	G20			
			G27			
			G30			
			G31			

	KGPG - 4.25,5.7.01	25,5	1 x 3,5 + 2 x 5,0 + 1 x 7,0 Piekarnik 5,0	G20	971011	800 x 700 x 850  Piekarnik 530x650 (GN2/1)
				G27		
				G30	971013	
				G31		
	KGPG - 4.27,5.7.01	27,5	1 x 3,5+1 x 5,0 + 2 x 7,0 Piekarnik 5,0	G20	971021	
				G27		
				G30	971023	
	KGPG - 4.29,0.7.01	29,0	2 x 5,0 + 2 x 7,0 Piekarnik 5,0	G20	971031	
				G27		
				G30	971033	
	KGPG - 4.29,5.7.01	29,5	1 x 3,5 + 1 x 5,0 + 1 x 7,0 + 1 x 9,0 Piekarnik 5,0	G20		
				G27		
G30						
G31						

	KGPG - 6.37,5.2.01	37,5	1 x 3,5 + 3 x 5,0 + 2 x 7,0 Piekarnik 5,0	G20		1200 x 900 x 850  Piekarnik 530x650 (GN2/1)
				G27		
				G30		
				G31		
	KGPG - 6.41,5.2.01	41,5	1 x 3,5 + 2 x 5,0 + 2 x 7,0 + 1 x 9,0 Piekarnik 5,0	G20		
				G27		
				G30		
				G31		

	KGPG - 6.37,5.4.01	37,5	1 x 3,5 + 3 x 5,0 + 2 x 7,0 Piekarnik 5,0	G00		1200 x 750 x 850  Piekarnik 530x650 (GN2/1)
				G27		
				G30		
				G31		
	KGPG - 6.41,5.4.01	41,5	1 x 3,5 + 2 x 5,0 + 2 x 7,0 + 1 x 9,0 Piekarnik 5,0	G20		
				G27		
				G30		
				G31		

	KGPG - 6.37,5.6.01	37,5	1 x 3,5 + 3 x 5,0 + 2 x 7,0 Piekarnik 5	G20	971111	1200 x700 x 850  Piekarnik 530x650 (GN2/1)
				G27		
				G30	971113	
				G31		
	KGPG - 6.41,5.6.01	41,5	1 x 3,5 + 2 x 5,0 + 2 x 7,0 + 1 x 9,0 Piekarnik 5	G20	971121	
				G27		
				G30	971123	
				G31		